

# Lake Pulaski Improvements

## Grinder Station

### &

## Informational Guide



Prepared by:



**BOLTON & MENK, INC.**

Consulting Engineers & Surveyors

2040 Highway 12 East • Willmar, MN 56201-5818

Phone (320) 231-3956 • Fax (320) 231-9710

[www.bolton-menk.com](http://www.bolton-menk.com)

## About the Grinder Station

The grinder station's purpose is to take sanitary sewer flows from your residence and pump it up into a sanitary forcemain line located under Pulaski Road where it eventually ends up at the Buffalo Wastewater Treatment Facility. This is accomplished through a gravity line from your house to the grinder station basin. When the basin reaches a determined level the pump will engage and pump the sewage down to a determined level. This is done by a series of floats and operated by the control panel. **If there is a loss of power the pumps cannot run and water usage should cease until the power is restored.** If a failure of the pump should happen the control panel senses that the level in the basin has exceeded what it should and the alarm is sounded. If this happens the instructions shown within this guide should be followed and someone will be out to service the station as soon as possible. Until the pump has been serviced, you should refrain from flushing your toilets or using your drains.

Today there is a vast array of consumer products that are easily disposed of by flushing them down the toilet. Some manufacturers even say they are flushable. But those in the industry that are in charge of maintaining the sanitary sewer system have a very different idea of what the system is designed to handle and what it is not. The sewer system is designed to handle human waste, general discharge from kitchen sinks (minus the grease), bath water and toilet paper. Any other items such as baby-wipes, swiffer pads, diapers, sanitary napkins and applicators, cleaning wipes and hand towels should be discarded in the solid waste receptacles. These items will cause the pumps in the grinder stations to plug and fail. Your cooperation on this is very much needed and appreciated.

## **TROUBLE SHOOTING GUIDE**

Here are some basic procedures for homeowners if you experience problems with your grinder pump station.

**\*If you are having trouble with your drains, toilets etc. and there is not an alarm light or audible alarm (horn) sounding on the grinder station:**

1. Stop using water. Check to see if you have electrical service at your home. If you are experiencing a power outage, the grinder station will not operate and the horn will not sound until electricity has been restored.
2. Contact the City of Buffalo at (763) 682-1181.
3. If your grinder pump station services any houses other than yours contact the other homes and notify them to stop using water until the problem has been corrected. A label is placed on the grinder station control panel indicating which homes the pump services.

**\*If there is an alarm light & audible alarm (horn) sounding at your grinder pump station:**

1. Stop using water.
2. Contact the City of Buffalo at (763) 682-1181.
3. To deactivate the audible alarm, place and hold your hand over the sensor located in the bottom right corner of the control panel (See Figures 2 & 3 on the following pages)
4. If your grinder pump station services any houses other than yours contact the other homes and notify them to stop using water until the problem has been corrected. A label is placed on the grinder station control panel indicating which homes the pump services.

**\*If there is an alarm light & audible alarm (horn) sounding at a grinder pump station other than your own:**

1. Try contacting the residents that the station serves (A label is located on the control panel).
2. If you are unable to make contact with the resident that the station serves, contact the City of Buffalo at (763) 682-1181.
3. You may deactivate the audible alarm by placing and holding your hand over the sensor located in the bottom right corner of the control panel (See Figures 2 & 3).

## Grinder Station & Control Panel

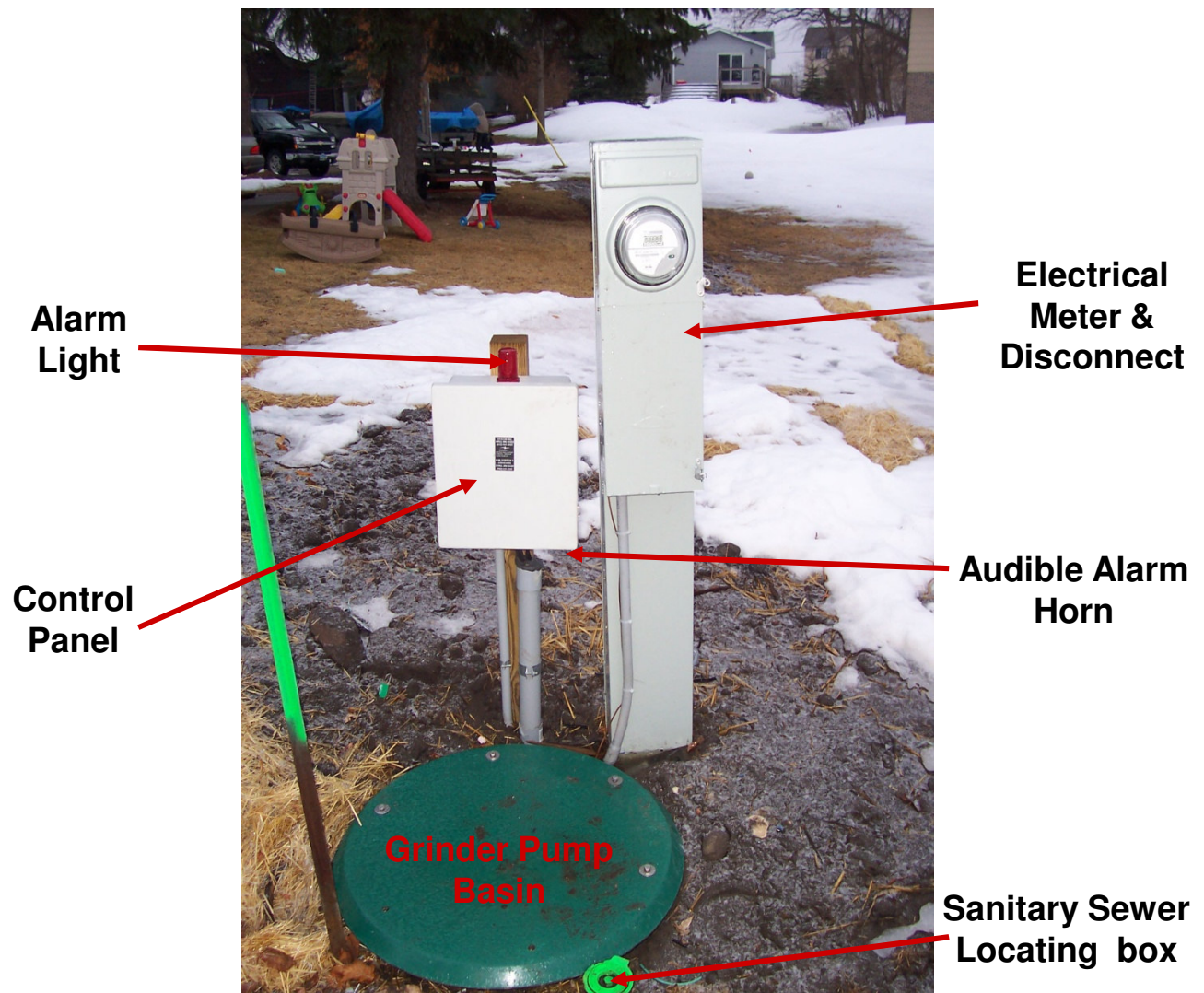


Figure 1



There is an alarm light & audible alarm (horn) on your grinder station control panel. After calling the City of Buffalo you may deactivate the alarm as follows:




Figure 2

**Step 1- STOP USING WATER**

**Step 2 -** Contact the City of Buffalo at (763) 682-1181.

**Step 3-** To deactivate the audible alarm (horn) place hand over the sensor as shown here. Please note that after you have deactivated the alarm you will still have a visual (light) alarm.




Figure 3

**Step 3-** Placing hand over sensor deactivates the audible alarm only.